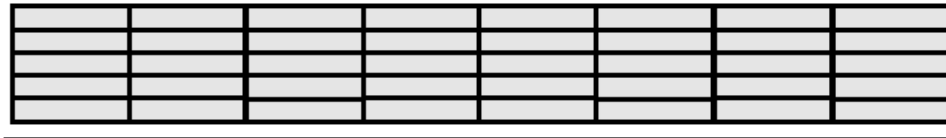


Installation Guide


DIRECTA → Grid for linear pools

Grids should be installed on a planar surface, we suggest to place them parallel to the water to achieve the highest water overflow. You can install them also vertically.

Suggested



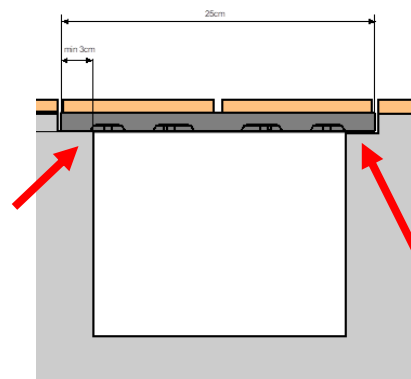
Water



Water



Lateral placing points shall be minimum 3cm each side



MODULARTEM

Via Modena 22/24, 42015 Correggio (RE) Italy Tel: + 39 0522 740811 –info@modulartem.com www.modulartem.com

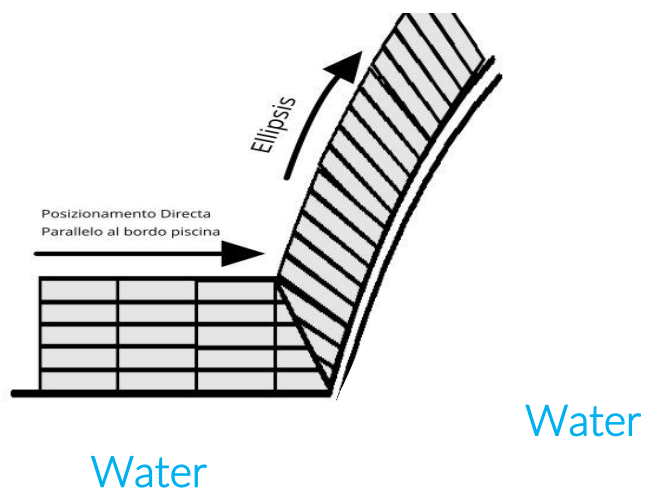
Cap. Soc. Euro 800.000 I.V.- P.I. e CF RI 00678290354 - R.E.A. 150356

CGM S.P.A. divisione MODULARTEM

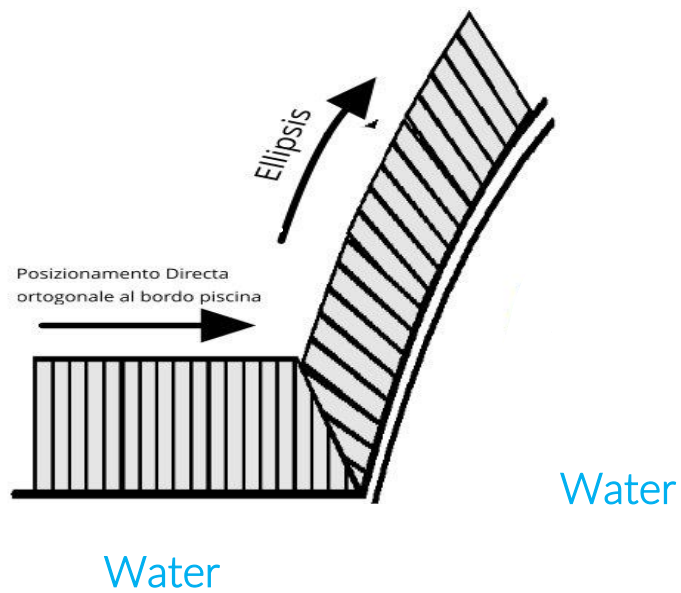
ELLIPSIS → Grid for curved pools

Combination between Directa and Ellipsis, pay attention to junction parts

Option A **suggested**



Option B



MODULARTEM

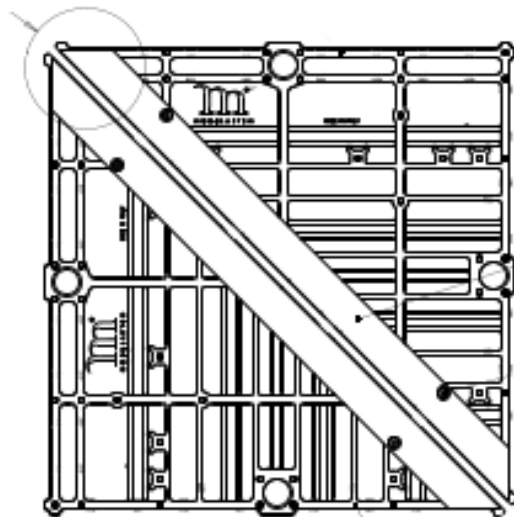
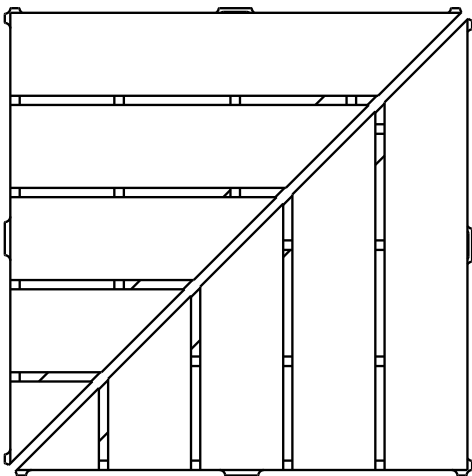

Via Modena 22/24, 42015 Correggio (RE) Italy Tel: + 39 0522 740811 –info@modulartem.com www.modulartem.com

Cap. Soc. Euro 800.000 I.V.- P.I. e CF RI 00678290354 - R.E.A. 150356

CGM S.P.A. divisione MODULARTEM

ANGOLUS → Grid for corners

Angolus are provided with a steel bar, mounted on the back side.
Do not remove it! This is the structural reinforcement of this product.



MODULARTEM

Via Modena 22/24, 42015 Correggio (RE) Italy Tel: + 39 0522 740811 –info@modularTEM.com www.modularTEM.com

Cap. Soc. Euro 800.000 I.V.- P.I. e CF RI 00678290354 - R.E.A. 150356

CGM S.P.A. divisione MODULARTEM